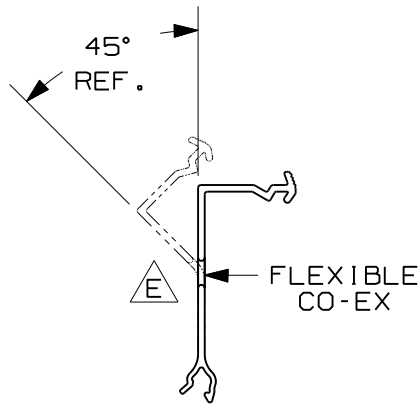


THIS COPY IS PROVIDED ON A RESTRICTED BASIS AND IS NOT TO BE USED IN ANY WAY DETRIMENTAL TO THE INTERESTS OF PANDUIT CORP.

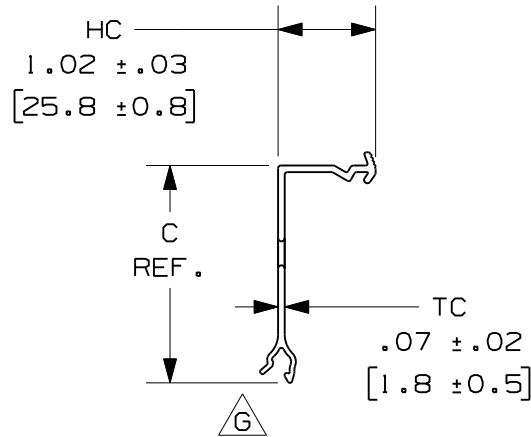

PART NO. SYSTEM  
COVER EXAMPLE

△ C DRD C 4 LG 6

DIN RAIL DUCT  
COVER  
USED WITH DUCT HEIGHT: (4")  
COLOR (LIGHT GREY)  
LENGTH (6 FT)



- △ D NOTES:
1. TO BE USED WITH DRD DUCT. REFERENCE DRAWING # 39759-11.
  2. STANDARD LENGTH: 6 FT.
  3. SEE CURRENT CATALOG FOR PART NUMBER DESIGNATIONS FOR TYPE, COLOR, AND LENGTH.
  4. DIMENSIONS ARE INCHES (METRIC).



	△ B	△ B	△ F
	DUCT	COVER	C REF.
	DRD22	DRDC2	1.58 [40.1]
	DRD33	DRDC3	2.26 [57.4]
	DRD44	DRDC4	2.76 [70.1]

CAD FILENAME/LAYERS D39759BG\_DC/03A

PANDUIT CORP. TINLEY PARK, ILLINOIS

WIRING DUCT  
DIN RAIL DUCT COVER  
( DRDC# ) CUSTOMER DRAWING

REV	DATE	BY	CHK	DESCRIPTION	ECN	R	CUST	SUP
3	2/2/09	JCST	MRJS	G. ADDED SPRING WALL TO CLAW LATCH	39759-12	HIW	HIW	
2	12/5/08	JCST	MRJS	F. CHANGED C DIMENSION E. ADDED CO-EX	39759-12	HIW	HIW	
--	-----	---	---	D. CHANGED NOTES C. CHANGED PART NO SYSTEM EXAMPLE	-----	---	---	
1	9/18/08	JCST	MRJS	B. CHANGED PART NUMBERS A. CHANGE TITLE BLOCK	39759-12	HIW	HIW	
R	6/12/08	JCST	MRJS	DRAWING RELEASED TO PRODUCTION	39759-12	HIW	HIW	

UNLESS OTHERWISE SPECIFIED, DIMENSIONAL TOLERANCES ARE: (.X) ± .06 [1.6] (.XXX) ± (.XX) ± .03 [0.8] ANGLES ±		UNLESS OTHERWISE SPECIFIED, ALL DIMENSIONS ARE GIVEN IN INCHES, THIRD ANGLE PROJECTION.	
DRAWN BY JCST	MAT'L: PVC	SCALE NONE	
DATE 6/12/08		DRAWING NO. 39759-12	DWG A SIZE
CHK'D JCST			